


KNÜRR CICON

69 bis 77



KNÜRR® CICON

Function and form perfectly blended - For safe technology integration and workspace ergonomics



Ergonomics and technology:

Knürr® Cicon is specially designed for concepts with circular workspace arrangements.

Individual configurations offer optimal integration possibilities in the control room while taking all necessary parameters into account.

The large-volume and passively ventilated console base ensures safe and space efficient IT and electrical equipment integra-

tion. The various possibilities for monitor installation guarantee optimal viewing angles, both at the console and on the monitor wall.


For even more flexibility:

The Knürr Cicon console can be connected to the Knürr Dacobas Advanced console series at any time. This enables individual workstation arrangements to be configured according to the application and space conditions.

- Straight or lowered worktop
- Noiseless passive ventilation
- Highest stability
- Several worktop depths
- Integrated technical pedestal
- Maintenance-friendly cable management
- Ergonomics standards compliance
- Flatpack for minimum freight volume
- Quick and easy to assemble
- Future-proof due to modular design

KNÜRR® CICON

Your advantages at a glance:



Screen integration made easy

High degree of flexibility thanks to adjustable jointed screen arms

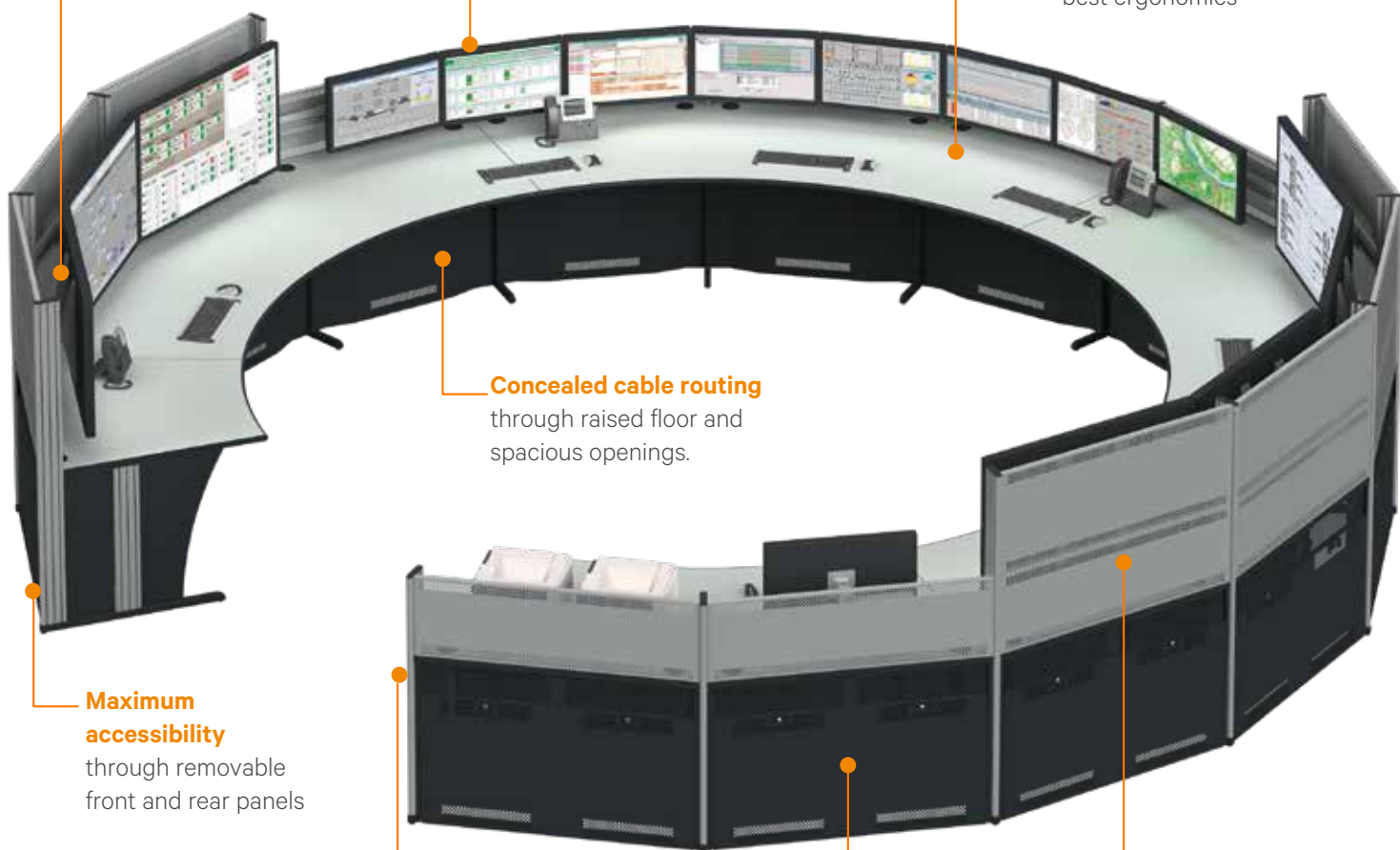
Noiseless passive ventilation

ensures maximum reliability



Straight or lowered worktop

for optimum viewing angles and best ergonomics



Concealed cable routing

through raised floor and spacious openings.

Maximum accessibility

through removable front and rear panels



Meets ISO 11064: Ergonomic design of control centres



Two depths for technical pedestal: 1050 or 1200 mm for the optimal technology integration

Design back panel

to ensure best lateral stability and acts as a privacy screen

Generous cable troughs

to accommodate socket strips, KVM switches, cables and more

Four steps to your individual console:



Surfaces:

Cicon is available in two colour combinations, which is simply defined by the last digit of the item code:



Version .1 Light grey

A light grey worktop is enclosed by a black ErgoSoft Edge at the front and black plastic edge veneers. All sheet steel parts are powder coated in RAL7021 Dark grey, all extruded aluminium profiles – except those in the front leg space – are powder coated in RAL9006 White aluminum.



Version .5 Beech

While the worktop is finished with Beech, all other parts of the console show the same color pattern as with the light grey worktop.

Please request our further documents related to:

Nano-Surfaces which feature extremely low reflectivity and a velvet smooth touch! E.g.:



DAA20027
Bianco malé

DAA20028
Grigio Londra

Choose your **individual color** from a comprehensive range of tabletop finishes. E.g.:



DAA20093
Maple Wood

DAA20094
Nelson Oak

DAA20095
Pine black

Also many materials for worktops available by request.: E.g.: Corian®, Solid Core Board, Wood, etc.

High-quality work surfaces made of approx. 30mm thick multi-layer particle board with a resistant HPL surface coating, contribute to a stable and rigid structure. Hence all tabletops are backed with a **warranty of up to 10 years**, which underlines the long-lasting durability of our products.

1 Side Elements and Link Up Side Elements

Side elements for 1050 and 1200mm deep consoles as well as for straight and lowered worktops. Side elements between basic frames give optimum rigidity to rows of consoles.

Side elements are made from rigid, welded adjustable feet, front and rear aluminum profiles with T-slots and depth struts with holes for the flexible installation of cable runners.

Material

- Sheet steel, powder coated
- Extruded aluminum profiles, powder coated

- 13mm particle board, laminated

Surface


- Feet: RAL7021 Black grey
- Vertical profiles (rear): RAL9006 White aluminum
- Vertical profiles (in the leg space): RAL7021 Black grey

Supply Schedule

- 1 Side element or link up side element (pre-assembled)

Side Elements	D	L	Order no. (left)	Order no. (right)	UP
Straight	1050	850	01.328.068.9	01.328.069.9	1 unit
Straight	1200	1000	01.328.092.9	01.328.093.9	1 unit
Lowered	1050	850	01.328.072.9	01.328.073.9	1 unit
Lowered	1200	1000	01.328.096.9	01.328.097.9	1 unit

Link Up Side Elements	D	L	Order no.	UP
Straight	1050	650	01.328.070.9	1 unit
Straight	1200	850	01.328.094.9	1 unit
Lowered	1050	650	01.328.074.9	1 unit
Lowered	1200	850	01.328.098.9	1 unit



DAA20068

2 Modules

Knürr Cicon modules are available in various designs. 2 Different system depths, as well as the choice of continuous or stepped design. The work surfaces connect up to 3 modules with each other.

The base frames have perforations on the back for optimum ventilation of the technical substructure. The base frames can be supplemented with doors and insert panels as required. If the console is extended, additional linking side parts are required between the modules.

Supply Schedule

Modules	D	W	Order no.	UP
single (Straight)	1050	1230	01.329.400.x	1 unit
single (Lowered)	1050	1230	01.329.401.x	1 unit
single (Straight)	1200	1230	01.329.402.x	1 unit
single (Lowered)	1200	1230	01.329.403.x	1 unit

Modules	D	W	Order no.	UP
double (Straight)	1050	2410 (2 x 1230)	01.329.405.x	1 unit
double (Lowered)	1050	2410 (2 x 1230)	01.329.406.x	1 unit
double (Straight)	1200	2410 (2 x 1230)	01.329.407.x	1 unit
double (Lowered)	1200	2410 (2 x 1230)	01.329.408.x	1 unit

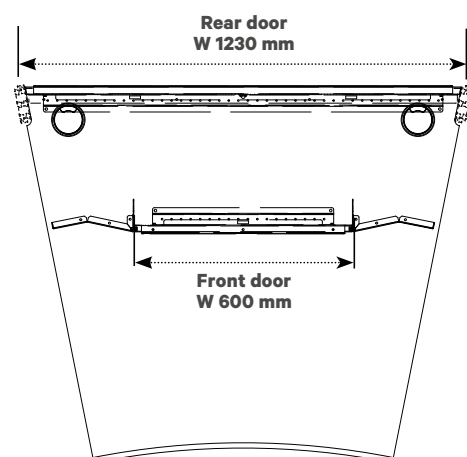
Modules	D	W	Order no.	UP
triple (Straight)	1050	3500 (3 x 1230)	01.329.410.x	1 unit
triple (Lowered)	1050	3500 (3 x 1230)	01.329.411.x	1 unit
triple (Straight)	1200	3500 (3 x 1230)	01.329.412.x	1 unit
triple (Lowered)	1200	3500 (3 x 1230)	01.329.413.x	1 unit

Cicon module consisting of:

- Basic frames
- Module connecting elements (for 2-fold and 3-fold modules)
- Table top
- Mounting material

Colour combination

- **Final digit of order number .1:** RAL 7035 Light grey
- **Final digit of order number .5:** Beech



3

Doors

The Knürr Cicon program offers various ways of closing the front and rear side of the basic frames:

- Plain hinged or slide-in doors made from particle board.
- Perforated hinged or slide-in steel doors

Well placed ventilation openings in the upper and lower part of the perforated doors allow for cooling through natural ventilation.

Plain doors offer additional acoustic damping when feeding cool air into the technical pedestal from a ventilated raised floor. Sheet metal swing doors also have matching threaded holes for mounting computer brackets. Pushlocks offer access restriction as standard and can be replaced with locks if required.


- **Material**
 - Sheet steel doors: 1,0mm Sheet steel, powder coated
 - Wooden doors: Direct laminated 3-layer quality particle board 19mm
- **Surface**
 - Sheet steel: RAL7021 Black grey
 - Wooden doors: RAL7021 Black grey
- **Supply Schedule**
 - 1 door or 1 door set according to selection
 - Mounting material

Front door:

Type				W	Order no.	UP
Front door	Wood	slide-in	plain	W600	01.328.221.9	1 unit
Front door	Steel	slide-in	perforated	W600	01.328.215.9	1 unit
Front door	Wood	hinged door	plain	W600	01.328.206.9	1 unit
Front door	Steel	hinged door	perforated	W600	01.328.200.9	1 unit

Rear door:

Type				W	Order no.	UP
Rear door	Wood	slide-in	plain	W1200	01.328.223.9	1 unit
Rear door	Steel	slide-in	perforated	W1200	01.328.217.9	1 unit
Rear door	Wood	hinged door set (2xW600)	plain	W1200	01.328.230.9	1 unit
Rear door	Steel	hinged door set (2xW600)	perforated	W1200	01.328.231.9	1 unit



Slide-in DAA20038



Perforated hinged door DAA20039



Hinged door DAA20040

4

Monitor mounting with accessories



You will find the suitable monitor mounting from **page 179** in the catalogue!

Dimensions in mm: W = Width
H = Height
D = Depth
h = Installation height
d = Useful depth
L = Length

Conversion: 1 inch = 25,4 mm

HU = Standard height unit, 1 HU = 44,45 mm
19"= 482,6 mm, (ideal for 19" components in acc. with DIN 41494)
UP = Unit of packaging
Replace „x“ with the number of your color choice
.1 = Light grey
.5 = Beech

Perforated Rear Panels

- Perforated rear panel suitable for Knürr Cicon modules
 - Perforation: 8 mm in 25 mm pattern
 - Privacy screen for monitors and monitor cables
 - Vertical profiles to be connected in line with basic frame's vertical profiles
- **Material/Surface**
 - Sheet steel perforated rear panel and extruded aluminium profile, powder-coated, RAL9006 White aluminum
 - **Supply schedule**
 - 1 Perforated rear panel
 - Mounting material Resp.
 - 1 profile, length: see table
 - Mounting material

- **Please note**
 - Choose H350 rear panels and profile extensions in combination with one story monitor mounts and straight worktops. These can be combined seamlessly with H450 rear panels and profile extensions which fit with lowered monitor levels.
 - For two story monitor mounts, just add a second line of H350 rear panels and use H700 profile extensions or H800 profile extensions for consoles with lowered monitor levels.

Type	W	H	D	Order no. H350	H450	H700	H800	H900	UP
Rear Panels 22,5°	1230			01.329.185.9	186.9				1 unit
Profile extension		350		01.329.175.9					1 unit
Profile extension		450			176.9				1 unit
Profile extension		700				177.9			1 unit
Profile extension		800					178.9		1 unit
Profile extension		900						179.9	1 unit



Cable Runner

- Cable management for Knürr Cicon technical pedestals
 - Suitable for straight and lowered worktops
 - Separate cable routing for data and power possible
- **Material**
 - Cable basket: steel
 - **Surface**
 - Chrome plated
 - **Supply schedule**
 - 1 Cable basket

W	Order no.	UP
1260	01.329.007.9	1 unit



DAA20009



DAA20049



