



**VERTIV™**

**KNÜRR®  
CONSOLES**



## **Vertiv™**

Vertiv designs, builds and services mission critical technologies that enable the vital applications for data centers, communication networks, and commercial and industrial environments. We support today's growing mobile and cloud computing markets with our portfolio of power, thermal, infrastructure management products, software and solutions, all complemented by our global service network. Bringing together global reach and local knowledge, and our decades-long heritage including brands like Chloride®, Liebert® and NetSure™, our team of experts is ready to take on your most complex challenges, creating solutions that keep your systems running—and your business moving. Together, we're building the future of a world where critical technologies always work.

*YOUR VISION, OUR PASSION.*

**Vertiv.com**



## Knürr® Consoles

We are regarded worldwide as a competent partner for holistic control room concepts. The product philosophy of Knürr®Console is the secure integration of complex technology for a maximum of functionality and ergonomics. Investments are safe due to long service life and flexible retrofitting options. Selected quality materials offer highest reliability. Ergonomic design considers occupational health guidelines for individual planning, engineering and implementation at site. We analyse process flow and room conditions to provide user- and application related solutions. Future-proof with premium materials and solid construction Conversion to the latest technologies possible at any time, thanks to modular design. We offer a holistic approach to control room planning, together with our cooperation partners from complementary industries.

**[knuerr-consoles.com](http://knuerr-consoles.com)**

## Content

### • Knürr Consoles at a glance

#### • Control Room Consoles

• Knürr Ergocon	11
• Knürr Elicon VC / VC-E	37
• Knürr Dacobas Advanced	47

#### • Measuring, -testing and laboratory Equipment

• Knürr Elicon Classic	71
• Knürr Dacobas® Desk and Workbench Systems	87
• Dacobas 19" Racks	107
• Modular Electronic Workstations	137
• Knürr Dacobas® Electronic Workstation	143
• Knürr Elicon® Electronic Workstation	161
• Electronic Mini Distributor	169
• Knürr Rapomos® Equipment Carrier Superstructure	181

### • Complementary Equipment

• Professional Display Mounts	207
• Display Mounts for Consoles	213
• Workplace Lighting	219
• Seating	229
• Acoustics	239
• Contract Furniture	245
• Office Pedestals	257
• Miscellaneous Accessories	263
• Power Distribution & Socket Strips	269

# OUR SCOPE OF SERVICE IN CONTROL ROOMS

## Control Room Consoles

from Page 11

## Videowall

from Page 208

## Lighting Solutions

from Page 219

## Central Control Room

## Acoustics

from Page 239

## Control Room Chairs

from Page 229

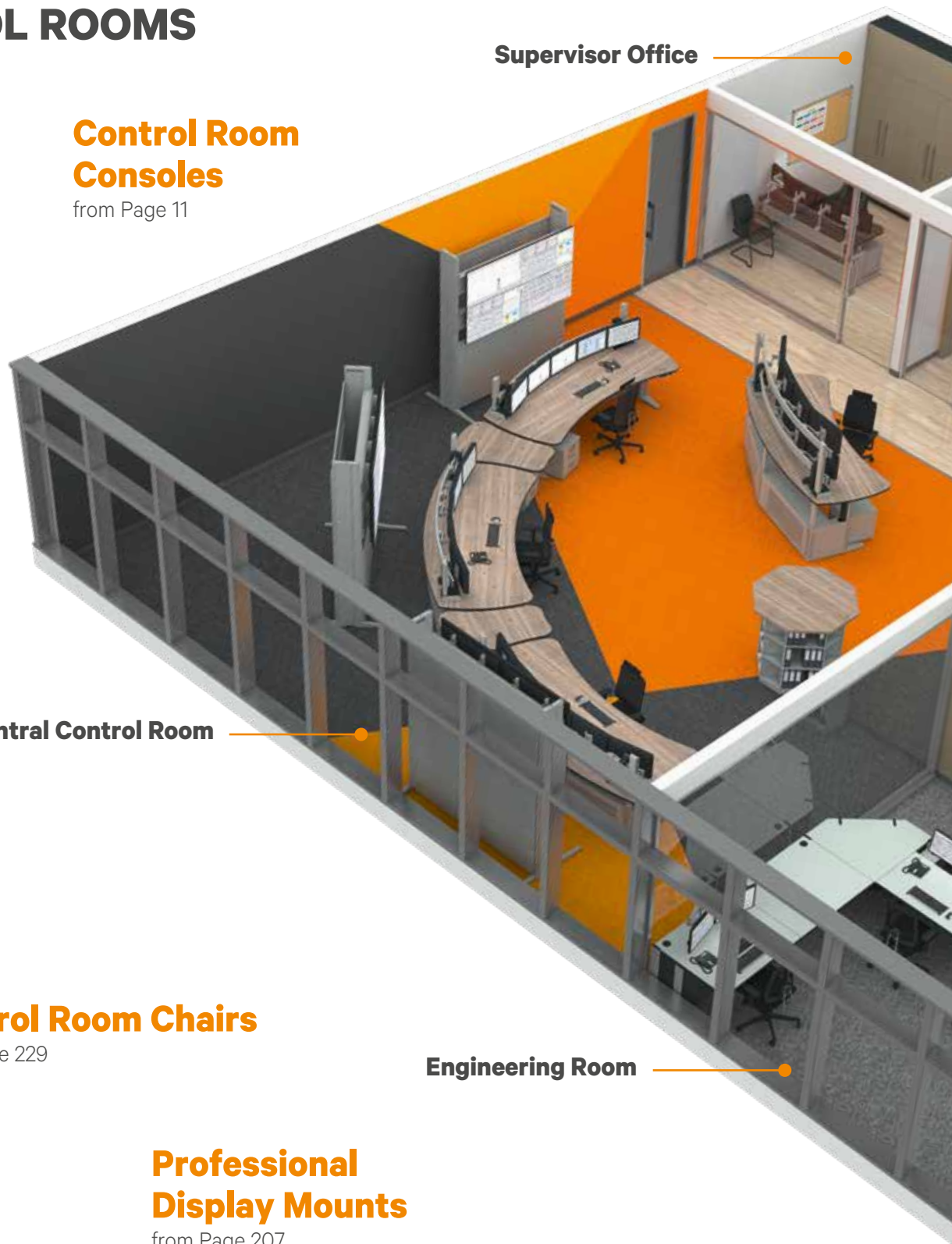
## Professional Display Mounts

from Page 207

## Engineering Room

## KVM-Solutions

## Supervisor Office





## Ergonomics and Human Factors Engineering (HFE)

### 19" Technology

from Page107

Crisis and Situation Room

Server and Maintenance Room

### UPS Systems

### Cooling Solutions

Central Administration Room

### Power Distribution and Socket Strips

from Page 269

### Contract Furniture

from Page 245

# OUR SCOPE OF SERVICES IN CONTROL ROOMS

## 24/7 Control Room Consoles



Ergonomic Sit-Stand Consoles with individual adjustment options and perfect integration of built-in IT appliances guarantee a safe and efficient workplace concept for critical areas of application.

## Monitor Walls



Individually configurable monitor wall structures offer a stable and maintenance-friendly mounting of large screens. Electrically height-adjustable monitors, front access and more innovative details can be found here.

## Engineering Consoles



Standard-compliant and easily upgradeable consoles with spacious technical substructure for versatile applications in demanding industrial areas.

## Crisis Room Conference Desks



From the beginning in the planning, manufacture and assembly phase of your individual conference desk solution we consider innovative functionalities, standard-compliant ergonomics and sophisticated design.

## Supervisor Consoles



A wide range of products for various areas of application ensures an application-optimized solution, which can be retrofitted and upgraded at any time, for a future-proof control room.

## Server Room and Configuration Workplaces



Cost-effective, height-adjustable console desks made from high-quality Materials such as aluminum die-cast profiles stand for highest durability and safe investment.



# COMPLEMENTARY EQUIPMENT

## Cable Management and Power Distribution

The special mechanical and electromagnetic requirements for power, network and audio/video cables are considered during the product development, in order to achieve a maintenance-friendly and a safety regulations compliant solution. This scope also includes intelligent power distribution units (PDU), uninterruptible power supplies (UPS) and products for remote control of keyboard, video and mouse (KVM). All from a single source.

## Acoustics

Ergonomics guidelines recommend a noise level for offices and control rooms of 35-40 db(A) and it should not exceed 55 db(A). Through the correct use of materials and a preventive room planning by our workplace experts an acoustically optimized environment will be created.

## Contract Furniture

With an extensive range of high-quality and robust cabinets and shelves, our contract furniture offers a useful addition to the control room consoles. Individual solutions for your project will be considered and adapted to the room conditions.

## Ergonomics

Technical workplaces, although in the production or monitoring area, are to be understood as a place of added value. Increasingly advanced manufacturing methods optimize automated work, but also the human-machine interface must be considered. Ergonomic design aims at an integrative view of this system and its holistic optimization. Norms and standards provide a basic orientation aid in this respect.

## Lighting

Both, direct glare and indirect glare should be avoided with professional workplace lighting. We take into account a coordinated combination of indirect uniform room illumination plus individually adjustable worktop lighting.



### **Knürr Elicon® Classic**



### **Knürr Dacobas® 19" Technology**





## Knürr Dacobas® Desk Systems



## Knürr® Mobile Workstations



Please find our extensive portfolio of mobile equipment carriers in our separate product brochure!

# KNÜRR DACOBAS® ADVANCED

47 to 70



## THE UNIVERSAL CONTROL ROOM CONSOLE

Large technical pedestal with integrated passive ventilation guarantee for optimized equipment integration.

The modular design allows a wide range of configurations and ensures maximum flexibility. Console elements can be retrofitted and upgraded at any time to stay future-proof.

High-quality materials like aluminum die-cast profiles guarantee maximum stability and durability.

## **Knürr Dacobas®Advanced**

The Universal Control Room Console.  
Modular, Efficient, Ergonomic.



DAA20000



**Concave setup**

DAA20001



**Convex (theatre setup)**

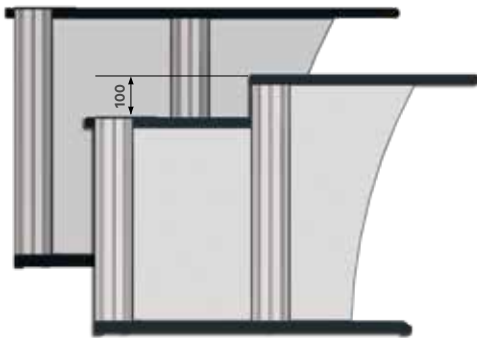
DAA20002



- Straight or lowered worktop
- Silent, passive ventilation
- Highest stability
- Several worktop depths
- Integrated technical pedestal
- Convenient cable management
- Standards compliance
- Ships flat packed for safe transportation
- Quick and easy to assemble
- Future proof modularity




DAA20003



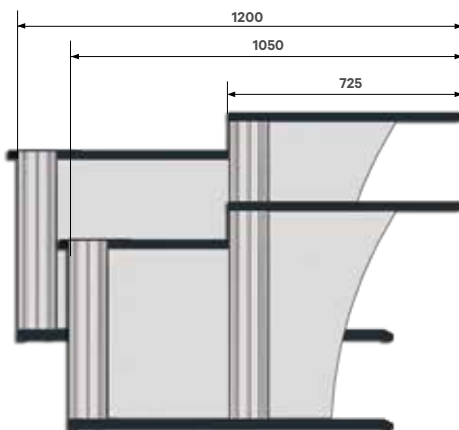
**Straight or lowered worktop**

DAA20004



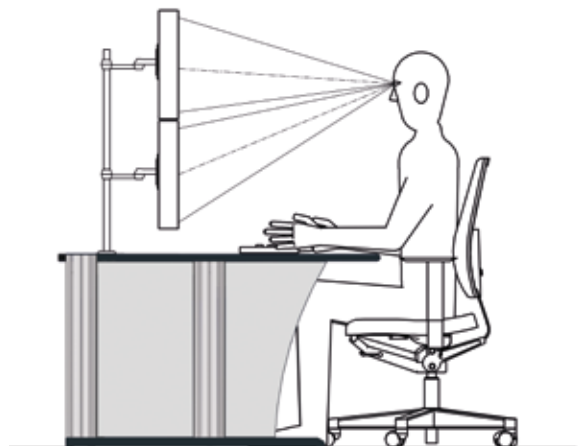
**Silent, passive ventilation**

DAA20005



**Two depths for technical pedestal:  
1050 or 1200 mm**

DAA20060

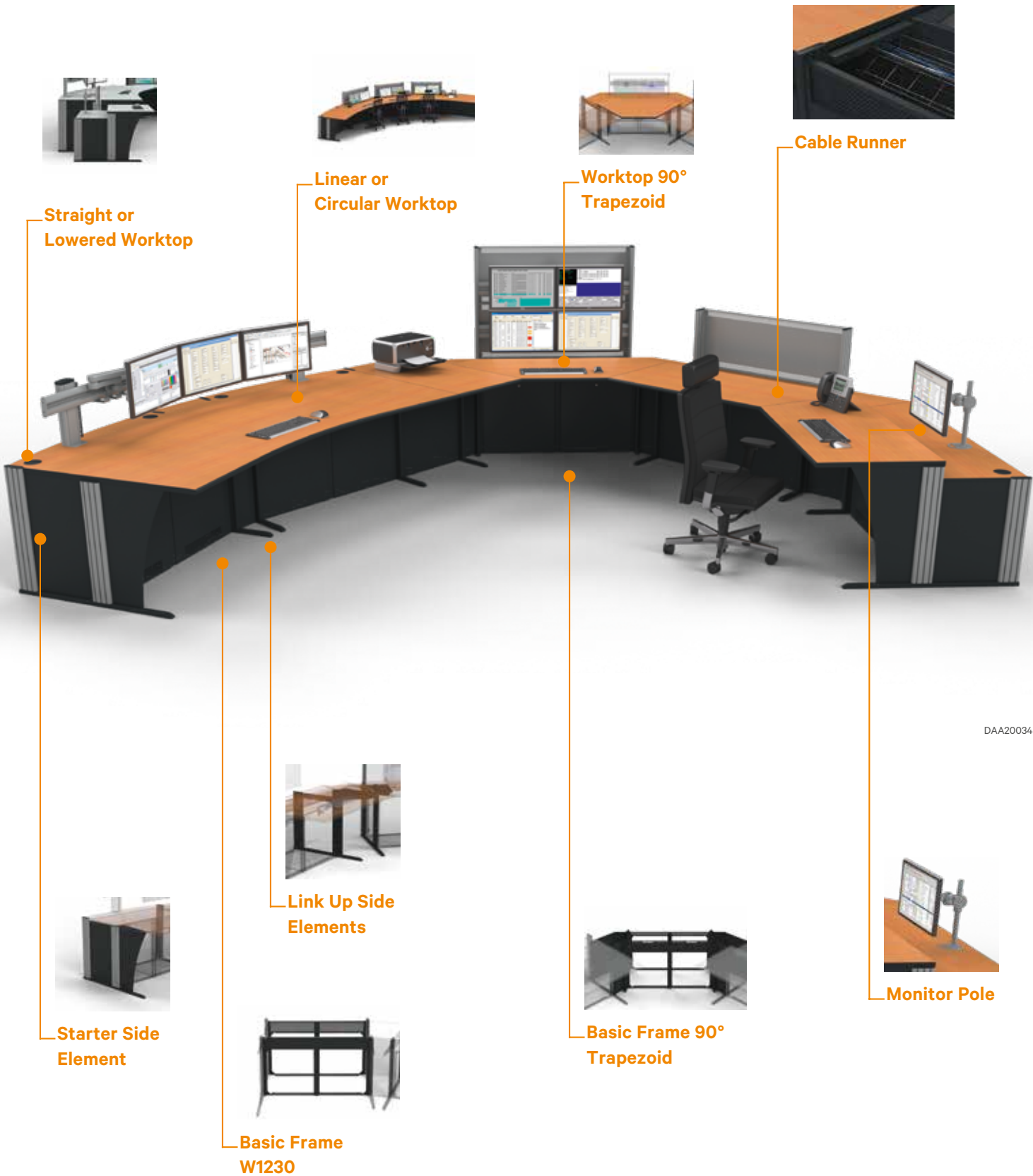


**Meets DIN EN ISO 11064**

DAA20006

Knürr Dacobas®Advanced

Overview



DAA20034





## Knürr Dacobas® Advanced Strong Points

### Standards compliance


- Dacobas Advanced meets DIN EN ISO 11064. This means that the operator works at a console that not only fulfills standards but also gives the space and comfort basic to efficient and professional operation. Worktop height is always 750 mm.

### Straight or lowered worktop

- All console elements are available with straight or lowered worktops. Even straight corner elements - that may be used to place a printer on - can be combined with a row of lowered worktops.

### Silent, passive ventilation

- Knürr brings profound knowledge of thermal management into this product: Correctly positioned ventilation openings allow for natural convection and reduced background noise.



DAA20005

### Maximum stability

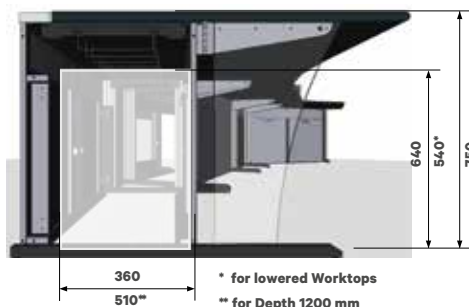
- 30-year proven sturdiness of Dacobas extruded aluminium profiles and welded sheet steel make Dacobas Advanced the reliable and stable choice for your control room.

### Different worktop depths

- Dacobas Advanced is designed to accommodate large workstations in the technical pedestal. Larger devices and 19"-equipment find their place in the 1200mm deep version.

### Integrated technical pedestal

- The integrated technical pedestal can be accessed both from front and rear. Choose from hinged or slide-in doors as well as perforated sheet steel for ventilation or plain wooden doors for best sound absorption. Hinged doors can be equipped with PC-trays for easy access.



DAA20009



DAA20007

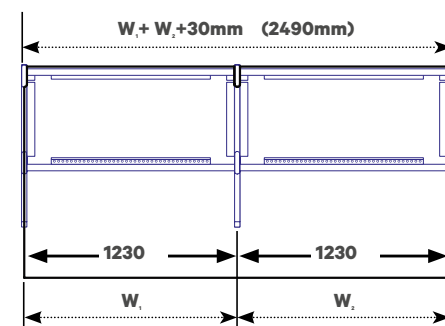
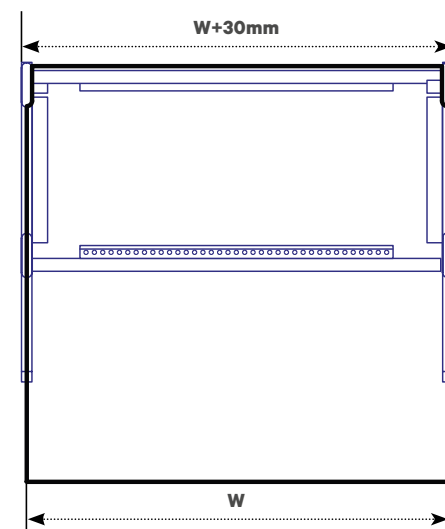


DAA20006

### Tailor-made systems

- Bespoke spacers scale the row of consoles exactly to the required dimensions. Straight, cornered and circular layouts can both be produced in a convex or concave (theatre) layout.

## Usable dimensions of technical pedestal





DAA20009



DAA20011



DAA20012



DAA20013

- **Convenient cable management**

- In option: Front and rear hinged cable runners. Snap In allows for easy and toolless mounting. Two cable runners separate power and network cabling. Existing depth struts of the basic frames already come with the necessary connectors.

- **Tailored worktops**

- Worktops of up to 3600mm at a stretch reduce gaps and seams. Talk to our engineers in order to have the worktop made from one piece per workplace.

- **Ships flat packed**


- All components are shipped preassembled and flat packed in order to reduce shipping volume as well as space and time demand during the transport and installation process.

- **Easy to assemble**

- The exclusive use of standard screws allows for a quick installation on site. Comprehensive assembly manuals explain the set up process.

- **Future proof modularity**

- Add new consoles to an existing row, change your current installation or grow up with new accessories. The modular design and the ubiquitous T-Slots leave you all options for future upgrades.



DAA20014

## Three steps to your personal console:

### Step 1 Substructure



Side Elements (p.59)

DAA20016




Basic Frames (p.59/60)

DAA20018



Complete Substructure

DAA20067



Hinged- and Slide-in Doors (p.61)

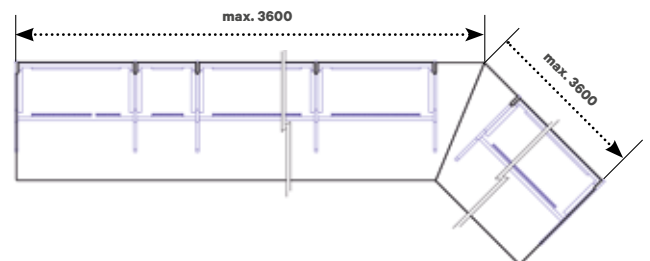
DAA20017

### Step 2 Worktops

Have your individually designed worktop of up to 3600mm while respecting the following factors:

- Location of workplaces
- Transport and handling
- Dimensional constraints

See p.62



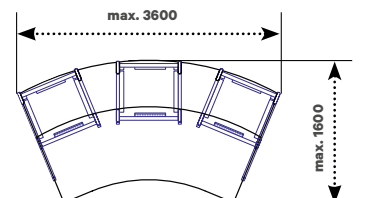
One-piece worktops and free choice of corner angle

DAA20019



Worktop

DAA20061



Circular Worktops

DAA20020



## Step 3 Monitor mounts

### Functional rail to mount between Dacobas Profiles

- Choose the profile extension that fits your individual TFT setup. Perforated rear panels to install between the profiles are found on p. 214



DAA20021

### Add on functional rail


- Freestanding solution for maximum flexibility with circular consoles. Also available with electrical height adjustment for improved comfort



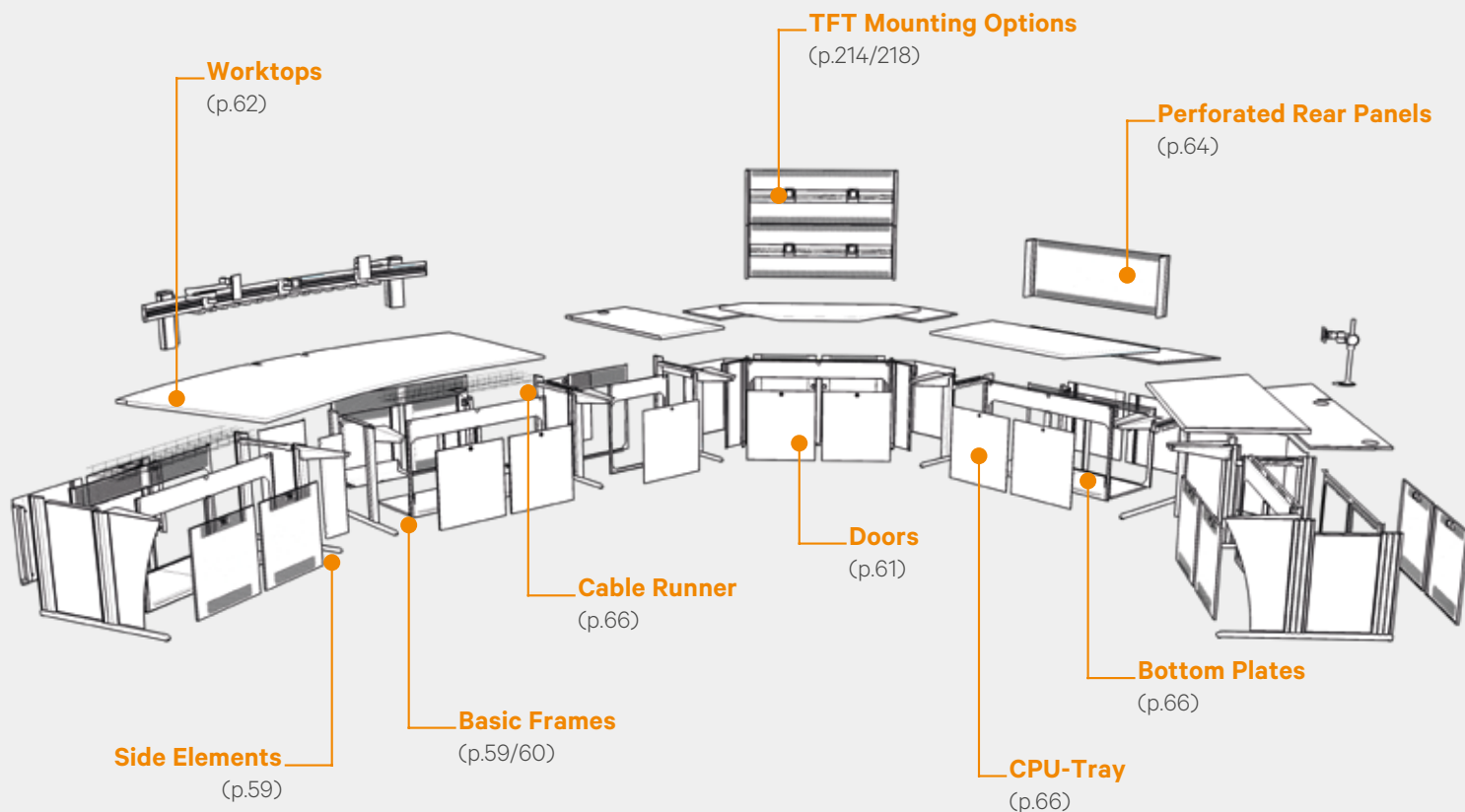
DAA20022

### Add on monitor poles

- The slimmest solution for tidy and unobstructed installation of standard monitors. Poles can be placed virtually anywhere on the worktop. Multi-TFT solutions available. See p.214



DAA20023



## Surface Colors:

Dacobas Advanced is available with two standard color patterns that easily can be identified by the last digit of the part number:



**Version .1 Light grey**

DAA20025



**Version .5 Beech**

DAA20026

A light grey worktop is enclosed by a black ErgoSoft Edge at the front and black plastic edge veneers. All sheet steel parts are powder coated in RAL7021 Dark grey, all extruded aluminium profiles – except those in the front leg space – are powder coated in RAL9006 White aluminum.

While the worktop is finished with Beech, all other parts of the console show the same color pattern as with the light grey worktop.

**Please request our further information documents related to:**

**Nano-Surfaces** which feature extremely low reflectivity and a velvet smooth touch! E.g.:



DAA20027  
**Bianco malé**

DAA20028  
**Grigio Londra**

Choose your **individual color** from a comprehensive range of tabletop finishes. E.g.:



DAA20093  
**Maple Wood**

DAA20094  
**Nelson Oak**

DAA20095  
**Pine black**

Premium worktops made from quality 3-layer particle board with a durable HPL-coating. 30mm strong main worktops contribute to the rigidity of the construction. Hence all tabletops are backed with a **warranty of up to 10 years**, which underlines the long-lastingness of our products.

**Also many materials for worktops available for request.: E.g.: Corian®, Solid Core Board, Wood, etc.**

## Sample Configurations

Below you will find a helpful overview of the most common basic assemblies. Each basic assembly consists of starter-, end- and link up-side elements as well as the respective number of basic frames.

### • Linear 2-fold console

- Consisting of two basic frames W1230, one start-, one link up- and one end-side element.

### • 45° console

- Consisting of two basic frames W1230, one start-, two link up and one end-side element as well as front and rear 45°-cover panels.

### • 90° console

- Consisting of two basic frames W1230, one start- and one end-side element, one 90° corner element.

### • 90° trapezoid console

- Consisting of two basic frames W1230, one start- and one end-side element, one 90°-trapezoid corner element with 600mm front edge.

### • Circular console

- Consisting of two basic frames W1230 (R3000), one start-, two link up side elements with short feet and one end-side element, fitting front and rear circular cover panels:

### • Further helpful accessories as

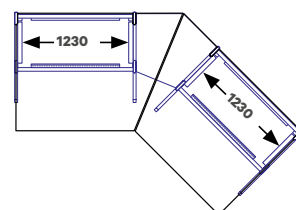
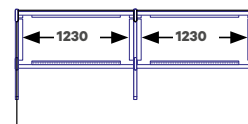
- Cable management
- Power strips
- Lighting
- Seating and ambient furniture can be found in our catalogues.

D	Type	Order no. (straight)	Order no. (lowered)	UP
1050	Linear	01.329.220.9	01.329.200.9	1 unit
1050	45°	01.329.222.9	01.329.202.9	1 unit
1050	90°	01.329.223.9	01.329.203.9	1 unit
1050	90° Trapezoid	01.329.224.9	01.329.204.9	1 unit
1050	R 3000 Circular	01.329.225.9	01.329.205.9	1 unit
1200	Linear	01.329.260.9	01.329.240.9	1 unit
1200	45°	01.329.262.9	01.329.242.9	1 unit
1200	90°	01.329.263.9	01.329.243.9	1 unit
1200	90° Trapezoid	01.329.264.9	01.329.244.9	1 unit
1200	R 3000	01.329.265.9	01.329.245.9	1 unit

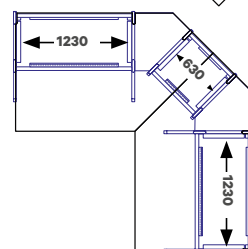


DAA20015

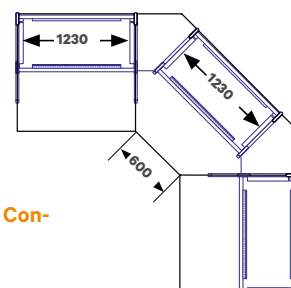
Linear 2-fold Console



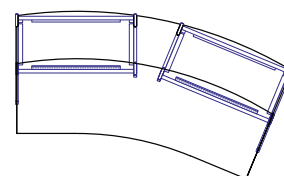
45° Console



90° Console



90° Trapezoid Console



Circular Console

DAA20029



Note: Add worktops and cover panels from page 58 and 61

**Dimensions in mm:** W = Width  
H = Height  
D = Depth  
h = Installation height  
d = Useful depth  
L = Length  
**Conversion:** 1 inch = 25,4 mm

HU = Standard height unit, 1 HU = 44,45 mm  
19" = 482,6 mm,  
(ideal for 19" components in acc. with DIN 41494)  
UP = Unit of packaging



## Worktops for Sample Configurations

Premium worktops made from quality 3-layer particle board with a durable HPL-coating. 30mm strong main worktops contribute to the rigidity of the construction. Lowered monitor levels made from 19mm direct laminated panels allow for reduced transport weight and handling with ease. Select the correct worktops to complete your Dacobas Advanced installation. The well-known ErgoEdge at the front side makes working comfortable. All other sides are covered with a durable ABS-edge veneer.

### Please note:

- Standard worktops are always equipped with cable inlets at the rear side in order to fit with functional rails on Dacobas profile extensions. When installing other monitor levels, we offer corresponding individual placement of cable inlets. The required openings are cut before shipment. Please always order worktops together with your choice of monitor level. Further helpful accessories as

- Cable management
- Power strips
- Lighting
- Seating and ambient furniture can be found in our catalogues.

### Material

- Worktop: 3-layer quality particle board FP / Y E1, Fire resistance class B2
- Worktop coating: High Pressure Laminate
- Edge veneer: ABS

### Surface

- Worktop: 1 RAL7035 Light grey or .5 Beech décor
- Edge veneer: black
- ErgoEdge: black

### Supply schedule

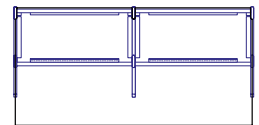
- Worktop
- Mounting material

Type	D	W	Order no. (straight)	Order no. (lowered)	UP
Worktop for Linear 2-fold Console	1050	2460	01.329.280.X	01.329.285.X	1 set
Worktop for 45° Console	1050		01.329.281.X	01.329.286.X	1 set
Worktop for 90° Console	1050		01.329.282.X	01.329.287.X	1 set
Worktop for 90° Trapezoid Console	1050		01.329.283.X	01.329.288.X	1 set
Worktop for Circular Console R3000	1050		01.329.284.X	01.329.289.X	1 set
Worktop for Linear 2-fold Console	1200	2460	01.329.290.X	01.329.295.X	1 set
Worktop for 45° Console	1200		01.329.291.X	01.329.296.X	1 set
Worktop for 90° Console	1200		01.329.292.X	01.329.297.X	1 set
Worktop for 90° Trapezoid Console	1200		01.329.293.X	01.329.298.X	1 set
Worktop for Circular Console R3000	1200		01.329.294.X	01.329.299.X	1 set

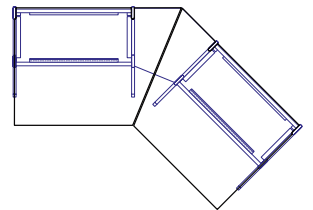


DAA20041

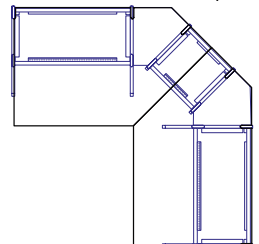
Linear 2-fold Console



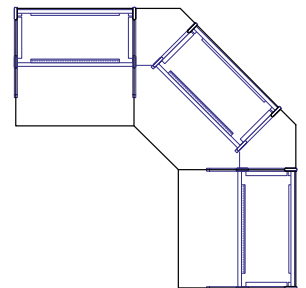
45° Console



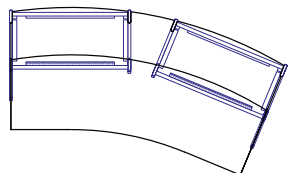
90° Console



90° Trapezoid Console



Circular Console



DAA20029

**Dimensions in mm:** W = Width  
H = Height  
D = Depth  
h = Installation height  
d = Useful depth  
L = Length

**Conversion:** 1 inch = 25,4 mm

**HU = Standard height unit, 1 HU = 44,45 mm**  
19"= 482,6 mm,  
(ideal for 19" components in acc. with DIN 41494)

**UP = Unit of packaging**  
Replace „x“ with the number of your color choice  
.1 = Light grey  
.5 = Beech

## Side Elements and Link Up Side Elements

Side elements for 1050 and 1200mm deep consoles as well as for straight and lowered worktops. Side elements between basic frames give optimum rigidity to rows of consoles.

Side elements are made from rigid, welded adjustable feet, front and rear aluminum profiles with T-slots and depth struts with lashes for the flexible installation of cable runners.

### Material

- Sheet steel, powder coated
- Extruded aluminum profiles, powder coated
- 13mm particle board, laminated

### Surface

- Feet: RAL7021 Black grey
- Vertical profiles (rear): RAL9006 White aluminum
- Vertical profiles (in the leg space): RAL7021 Black grey

### Supply Schedule

- 1 Side element or link up side element (pre-assembled)



DAA20068

Side Elements	D	L	Order no. (left)	Order no. (right)	UP
Straight	1050	850	01.328.068.9	01.328.069.9	1 unit
Straight	1200	1000	01.328.092.9	01.328.093.9	1 unit
Lowerded	1050	850	01.328.072.9	01.328.073.9	1 unit
Lowerded	1200	1000	01.328.096.9	01.328.097.9	1 unit

Link Up Side Elements	D	L	Order no.	UP
Straight	1050	650	01.328.070.9	1 unit
Straight	1200	850	01.328.094.9	1 unit
Lowerded	1050	650	01.328.074.9	1 unit
Lowerded	1200	850	01.328.098.9	1 unit

## Basic Frames

Basic frames in widths of 630, 1230 and 1830 mm for straight or lowered worktops, for depths of 1050 or 1200mm are the rigid foundation for the Dacobas Advanced system.

Perforated rear panels allow natural convection to cool the technical pedestal.

Choose from plain or perforated doors and add bottom plates if required. When extending an existing console with basic frames, additional link up side elements are required.

### Material

- Sheet steel, powder coated

### Surface

- RAL7021 Black grey

### Supply Schedule

- Front frame
- Rear frame
- 2 Door struts (only W1230), Door struts (only W1830)
- Mounting material

4

### Please Note:

- For basic frames W1830 always use „slide-in doors“ in the middle section

D	W	Order no. (straight)	Order no. (lowered)	UP
1050/1200	630	01.328.008.9	01.328.000.9	1 unit
1050/1200	1230	01.328.012.9	01.328.004.9	1 unit
1050/1200	1830	01.328.014.9	01.328.006.9	1 unit



Basic Frame W630

DAA20036



Basic Frame W1230

DAA20037



Basic Frame W1830

DAA20069

## Basic Frames for Corners

Basic frames for straight or lowered worktops, for depths of 1050 or 1200mm, in versions 45°, 90° 90° Wall, 90° trapezoid, 90° trapezoid-wall and circular in R3000 and R1500.

Basic frames for 90° corner sections have rear perforations for optimum ventilation of the technical compartment. These basic frames are completed either with slide-in doors or hinged doors.

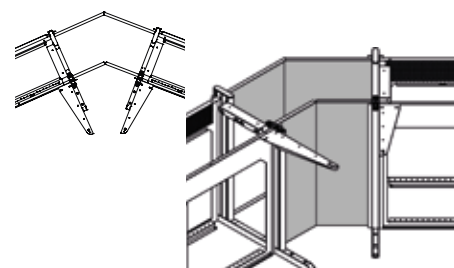
For the 90° corner and the 90° wall corner 2 doors W630 are needed.

For the 90° trapezoid corner and the 90° trapezoid wall corner either 4 doors W630 or 2 doors W1230 are needed.

- **Material**
  - Sheet Steel, powder coated
- **Surface**
  - RAL7021 Black grey
- **Please note (for circular versions)**
  - If cover panels are used with W1230 basic frames, the console radius at the front side is R3000. With W630 basic frames the console radius is R1500.

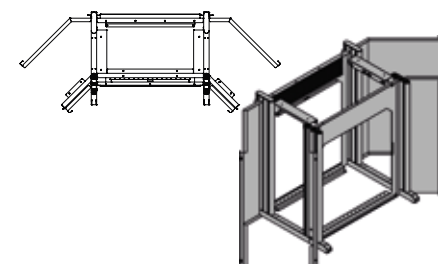
- **Supply Schedule 45° corner**
  - 1 Cover panel front
  - 1 Cover panel rear
  - Mounting material
- **Supply Schedule 90° corner and 90° wall-corner**
  - 1 Basic frame W630
  - 2 Link up side elements (short)
  - 1 Set of cover panels right side
  - 1 Set of cover panels left side
  - Mounting material
- **Supply Schedule 90° trapezoid corner and 90° trapezoid-wall-corner**
  - 1 Basic frame W1230
  - 2 Link up side elements (short)
  - 1 Set of cover panels right side
  - 1 Set of cover panels left side
  - Mounting material
- **Supply Schedule circular cover panels**
  - 1 Cover panel front
  - 1 Cover panel rear
  - Mounting material

Type	D	Order no. (straight)	Order no. (lowered)	UP
45°	D1050	01.328.255.9	01.328.250.9	1 unit
45°	D1200	01.328.265.9	01.328.260.9	1 unit
90° + 90° wall	D1050	01.328.305.9	01.328.300.9	1 unit
90° + 90° wall	D1200	01.328.315.9	01.328.310.9	1 unit
90° trapezoid + 90° trapezoid wall	D1050	01.328.306.9	01.328.301.9	1 unit
90° trapezoid + 90° trapezoid wall	D1200	01.328.316.9	01.328.311.9	1 unit
Circular cover panels	D1050	01.328.258.9	01.328.253.9	1 unit
Circular cover panels	D1200	01.328.268.9	01.328.263.9	1 unit



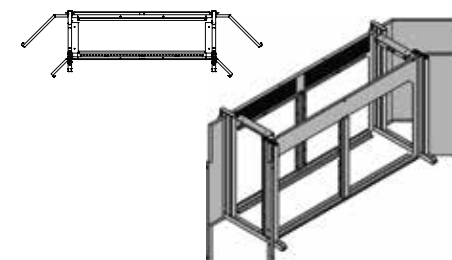
45° corner

DAA20070



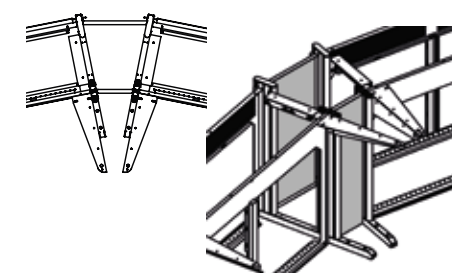
90° corner and 90° wall-corner

DAA20071



90° trapezoid corner and 90° trapezoid-wall-corner

DAA20072



Circular cover panels

DAA20073

**Dimensions in mm:** W = Width  
H = Height  
D = Depth  
h = Installation height  
d = Useful depth  
L = Length

**Conversion:** 1 inch = 25,4 mm

HU = Standard height unit, 1 HU = 44,45 mm  
19"= 482,6 mm.  
(ideal for 19" components in acc. with DIN 41494)  
UP = Unit of packaging  
Replace „x“ with the number of your color choice

## Doors

The Tacobas Avanced program offers various ways of closing the front and rear side of the basic frames:

- Plain hinged or slide-in doors made from particle board.
- Perforated hinged or slide-in steel doors

Well placed ventilation openings in the upper and lower part of the perforated doors allow for cooling through natural ventilation.

Plain doors offer additional acoustic dampening when feeding cool air into the technical pedestal from a ventilated raised floor.

All steel hinged doors come with thread holes for the installation of CPU-Trays at the inner side and always fit for left or right installation.

Pushlocks offer access restriction in standard and can be replaced against locks if required.

### • Material

- Sheet steel doors: 1,0mm Sheet steel, powder coated
- Wooden doors: Direct laminated 3-layer quality particle board 19mm

### • Surface

- Sheet steel: RAL7021 Black grey
- Wooden doors: RAL7021 Black grey

### • Supply Schedule

- 1 pcs. wooden resp. steel door according to your selection
- Mounting material

### • Please Note:


- For basic frames W1830 always use „slide-in doors“ in the middle section

Type			W	Order no.	UP
Wood	slide-in	plain	W600	01.328.221.9	1 unit
Wood	slide-in	plain	W1200	01.328.223.9	1 unit
Wood	slide-in	plain	W1800	01.328.225.9	1 unit
Steel	slide-in	perforated	W600	01.328.215.9	1 unit
Steel	slide-in	perforated	W1200	01.328.217.9	1 unit
Steel	slide-in	perforated	W1800	01.328.219.9	1 unit
Wood	hinged door	plain	W600	01.328.206.9	1 unit
Steel	hinged door	perforated	W600	01.328.200.9	1 unit



Slide-in

DAA20038



Perforated hinged door

DAA20039



Hinged door

DAA20040

## Cover Panels

Cover panels closing the front and rear gaps between adjacent basic frames. These cover panels allow to freely choose the distance between adjacent basic frames.

Each kit contains left and right mounting rails as well as two resp. Three blank cover panels and fitting screws. The cover panels can be cut to fit on site or according to submitted dimensions in the factory. Cover panels can bridge gaps of up to 500 mm.

### • Material

- Sheet Steel, powder coated
- Melamin resin coated chipboard 19 mm

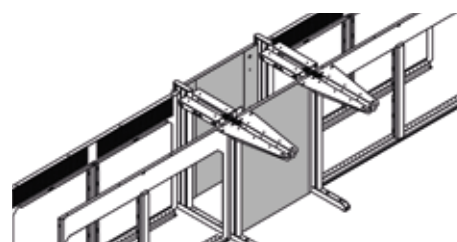
### • Surface

- RAL7021 Black grey

### • Supply Schedule

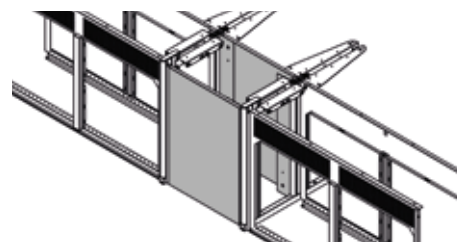
- Mounting rails l/r
- 1 front cover panel (blank)
- 1 (2) rear cover panel(s)
- Mounting material

Type	L	Order no.	UP
Straight worktop	500	01.328.290.9	1 set
Lowered monitor level	500	01.328.291.9	1 set



Cover panel front side

DAA20074



Cover panel rear side

DAA20075



## Worktops

Premium worktops made from quality 3-layer particle board with a durable HPL-coating. 30mm strong main worktops contribute to the rigidity of the construction. Lowered monitor levels made from 19mm direct laminated panels allow for reduced transport weight and handling with ease. Select the correct worktops to complete your Dacobas Advanced installation.

### Material

- Worktop: 3-layer quality particle board  
FP / Y E1, Fire resistance class B2
- Worktop coating: High Pressure Laminate
- Edge veneer: ABS

### Surface

- Worktop: .1 RAL7035 Light grey or  
.5 Beech décor
- Edge veneer: black
- ErgoEdge: black

### Supply schedule

- Worktop
- Mounting material

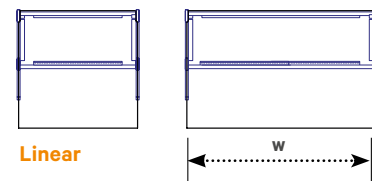
Type	W	D1050 straight	D1050 lowered	D1200 straight	D1200 lowered	UP
Linear	630	01.329.500.x	01.329.510.x	01.329.520.x	01.329.530.x	1 unit
Linear	1230	01.329.503.x	01.329.513.x	01.329.523.x	01.329.533.x	1 unit
Linear	1830	01.329.506.x	01.329.516.x	01.329.526.x	01.329.536.x	1 unit
45° left	630	01.329.540.x	01.329.550.x	01.329.560.x	01.329.570.x	1 unit
45° left	1230	01.329.543.x	01.329.553.x	01.329.563.x	01.329.573.x	1 unit
45° left	1830	01.329.546.x	01.329.556.x	01.329.566.x	01.329.576.x	1 unit
45° right	630	01.329.580.x	01.329.590.x	01.329.600.x	01.329.610.x	1 unit
45° right	1230	01.329.583.x	01.329.593.x	01.329.603.x	01.329.613.x	1 unit
45° right	1830	01.329.586.x	01.329.596.x	01.329.606.x	01.329.616.x	1 unit
90° left	630	01.329.620.x	01.329.630.x	01.329.640.x	01.329.650.x	1 unit
90° left	1230	01.329.623.x	01.329.633.x	01.329.643.x	01.329.653.x	1 unit
90° left	1830	01.329.626.x	01.329.636.x	01.329.646.x	01.329.656.x	1 unit
90° right	630	01.329.660.x	01.329.670.x	01.329.680.x	01.329.690.x	1 unit
90° right	1230	01.329.663.x	01.329.673.x	01.329.683.x	01.329.693.x	1 unit
90° right	1830	01.329.666.x	01.329.676.x	01.329.686.x	01.329.696.x	1 unit
90° wall left	630	01.329.700.x	01.329.710.x	01.329.720.x	01.329.730.x	1 unit
90° wall left	1230	01.329.703.x	01.329.713.x	01.329.723.x	01.329.733.x	1 unit
90° wall left	1830	01.329.706.x	01.329.716.x	01.329.726.x	01.329.736.x	1 unit
90° wall right	630	01.329.740.x	01.329.750.x	01.329.760.x	01.329.770.x	1 unit
90° wall right	1230	01.329.743.x	01.329.753.x	01.329.763.x	01.329.773.x	1 unit
90° wall right	1830	01.329.746.x	01.329.756.x	01.329.766.x	01.329.776.x	1 unit
90° trapezoid		01.329.780.x	01.329.781.x	01.329.782.x	01.329.783.x	1 unit
90° trapezoid wall		01.329.790.x	01.329.791.x	01.329.792.x	01.329.793.x	1 unit

### Circular 22,5° - R3000

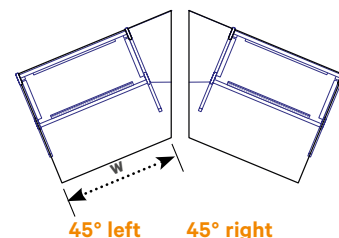
2 modules	1230	01.329.800.x	01.329.810.x	01.329.820.x	01.329.830.x	1 unit
-----------	------	--------------	--------------	--------------	--------------	--------

### Circular 45° - R1500

3 modules	630	01.329.805.x	01.329.815.x	01.329.825.x	01.329.835.x	1 unit
-----------	-----	--------------	--------------	--------------	--------------	--------

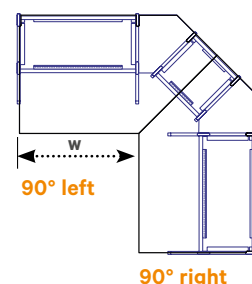


Linear



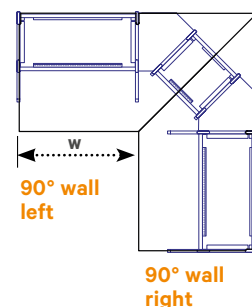
45° left

45° right



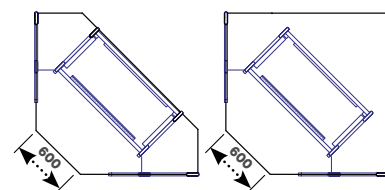
90° left

90° right



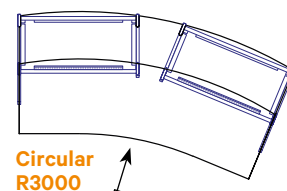
90° wall left

90° wall right

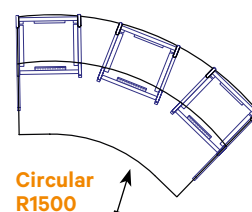


90° Trapezoid


90° Trapezoid Wall



Circular  
R3000



Circular  
R1500




## Perforated Rear Panels

- Perforated rear panels fit W630 and W1230 Basic Frames, 45°, 90° and 90° Trapezoid Corners
- Perforation: 8 mm in 25 mm pattern
- Privacy screen for monitors and monitor cables
- Vertical profiles to be connected in line with basic frame's vertical profiles
- **Material/Surface**
  - Sheet steel perforated rear panel and extruded aluminium profile, powder-coated, RAL9006 White aluminum
- **Supply schedule**
  - 1 Perforated rear panel
  - Mounting material
  - 1 IM profile, length: see table
  - Mounting material
- **Please note**
  - Choose H350 rear panels and profile extensions in combination with one story monitor mounts and straight worktops. These can be combined seamlessly with H450 rear panels and profile extensions which fit with lowered monitor levels. For two story monitor mounts, just add a second line of H350 rear panels and use H700 profile extensions or H800 profile extensions for consoles with lowered monitor levels.



DAA20046



DAA20047

Type	W	H	D	Order no. H350	H450	H700	H800	H900	UP
Perforated rear panel	630			01.329.160.9	161.9				1 unit
Perforated rear panel	1230			01.329.165.9	166.9				1 unit
Perforated rear panel	1830			01.329.167.9	168.9				1 unit
Perforated rear panel 45°			1050	01.329.170.9	171.9				1 unit
Perforated rear panel 45°			1200	01.329.172.9	173.9				1 unit
Perforated rear panel 90° / 90° trapezoid			1050	01.329.180.9	181.9				1 unit
Perforated rear panel 90° / 90° trapezoid			1200	01.329.182.9	183.9				1 unit
IM profile extension		350		01.329.175.9					1 unit
IM profile extension		450			176.9				1 unit
IM profile extension		700				177.9			1 unit
IM profile extension		800					178.9		1 unit
IM profile extension		900						179.9	1 unit



Suitable monitor mounting accessories  
can be found from **page 213**

**Dimensions in mm:** W = Width  
H = Height  
D = Depth  
h = Installation height  
d = Useful depth  
L = Length

**Conversion:** 1 inch = 25,4 mm

HU = Standard height unit, 1 HU = 44,45 mm  
19"= 482,6 mm,  
(ideal for 19" components in acc. with DIN 41494)  
UP = Unit of packaging  
Replace „x“ with the number of your color choice  
.1 = Light grey  
.5 = Beech





## Cable Runner

- Cable management for Dacobas Advanced technical pedestals
- Suitable for straight and lowered worktops
- Separate cable routing for data and power possible
- **Material**
  - Cable basket: steel
- **Surface**
  - Chrome plated
- **Supply schedule**
  - 1 Cable basket, for Dacobas Advanced technical pedestal
- **Dimensions**
  - Usable width: 200 mm
  - Usable height: 56 mm

W	Order no.	UP
630	01.329.000.9	1 unit
1230	01.329.003.9	1 unit
1830	01.329.006.9	1 unit



DAA20009



DAA20049

## CPU-Tray

- CPU-Tray for the safe placement of PCs to the inner face of hinged doors
- Maximum PC dimensions: 485x235x465 mm (HWD)
- Maximum load: 15kg; door mounted The door mounted CPU-Tray grants easy access to PCs in the technical pedestal.
- **Material**
  - 1,0 mm Sheet steel powder coated
- **Surface**
  - Sheet steel: powder coated RAL7021 Black grey
- **Supply schedule**
  - 1 CPU-Tray for door mounting
  - Mounting material

Type	Order no.	UP
Door mounted CPU-Tray	01.329.050.9	1 unit




DAA20050

## Bottom Plates

- Flexibly closes the lower face of the technical pedestal
- Fits between front and rear frame of the technical pedestal
- One size (445x295 mm) fits D1050 and D1200
- **Surface**
  - HPL direct laminate RAL7021 Black grey
- **Supply schedule**
  - 1 Bottom plate
- **Material**
  - Direct laminated 3-layer quality particle board, 19 mm

D	W	Order no.	UP
445	295	01.329.140.9	1 unit



DAA20051

**Dimensions in mm:** W = Width  
H = Height  
D = Depth  
h = Installation height  
d = Useful depth  
L = Length

**Conversion:** 1 inch = 25,4 mm

HU = Standard height unit, 1 HU = 44,45 mm  
19" = 482,6 mm.  
(ideal for 19" components in acc. with DIN 41494)  
UP = Unit of packaging  
Replace „x“ with the number of your color choice  
.1 = Light grey  
.5 = Beech

## Smaract 19" Rack 12U W600 D600

- 19" rack, 12U installation height
  - With glass front door
  - 19" mounting hole profiles front and rear for fixation of equipment
  - Rear side open for direct cabling into the consoles technical pedestal
  - Securely attaches to the consoles basic frame
  - For equipment according to IEC 297-3
  - Removable cover panels
- **Material**
    - Extruded aluminium
    - Corner connector, die-cast aluminium
    - Covers and open shelf, sheet steel, powder-coated texture
    - Front door, sheet steel with single safety glass panel, opening angle, more than 180°
  - **Finish**
    - Basic rack, polished
    - Covers, front and rear doors, RAL7021 Black grey
  - **Load rating**
    - 200 kg (static load)
  - **Installation depth**
    - 515 mm
  - **Supply schedule**
    - 1 Basic frame
    - 2 Side panels (closed)
    - 1 Front glass door
    - 4 19" mounting hole profiles
    - 1 Earthing set
    - 4 Levelling feet
    - Mounting material
  - **How supplied**
    - Completely assembled
  - **Tests**
    - Safety in accordance with EN 50298 and EN 60950
    - Protective conductor/earth in accordance with DIN VDE 0701-1

Type	H	W	D	Order no.	UP
Smaract 19" rack	12HU	600	600	01.329.070.9	1 unit



DAA20079

## PC Container

### Bonded main unit

- With passive ventilation (at lower front side)
  - Full glass doors and lock at the front
  - Stationary with leveling feet
  - With large opening at the rear side for cable routing into the console
- **Material / finish**
    - Main unit: Three layer particle board FP/Y E 1 version, directly coated, fire protection class B2
    - Front doors: Full glass doors, EMC, 6 mm, clear glass
  - **Color**
    - Main unit: RAL7021 Black grey
  - **Dimensions**
    - Width: 400 mm
    - Height: 600 mm
    - Depth: 600 mm,
  - **Supply schedule**
    - 1 PC container
    - 1 Lateral cover panel for W600 mm
    - Mounting material
  - **How supplied**
    - Completely assembled

Type	H	W	D	Order no.	UP
PC container	600	400	600	01.329.071.9	1 unit

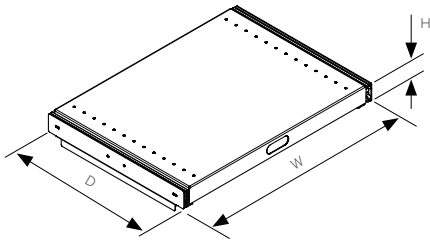


DAA20080

CPU Shelf

- Telescopic shelf for easy access to CPUs in the DACOBAS Advanced technical pedestal
  - Prepared for installation of additional 19" frames
  - Usable area for placing CPUs: 450 mm x 350 mm
  - Width over all: 486 mm
  - Two strong lateral telescopic rails
  - Max. pull-out: 195 mm
  - Max. load: 500 N static and evenly distributed
- **Material/Surface**
    - Mounting bracket and base plate: Sheet steel, powder coated, textured RAL7021 Dark gray, conductive
    - Telescopic rails: Sheet steel, zincated
  - **Supply schedule**
    - 1 Base plate
    - 2 Mounting brackets
    - 2 Telescopic rails
    - Mounting material
  - **How supplied**
    - Flat packed kit

W	H	D		Order no.	UP
486	45	350	CPU shelf for D 1050 mm	01.329.060.9	1 unit
486	45	350	CPU shelf for D 1200 mm	01.329.061.9	1 unit

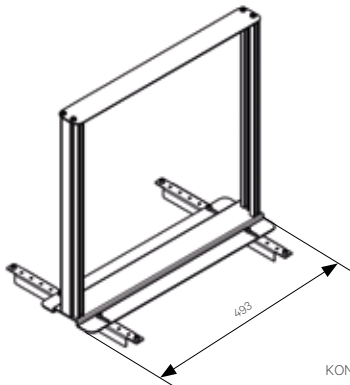


DAA20088

19" Frame (for technical pedestal)

- 19" frame for mounting 19" components and mounting panels
  - 19" frame fixing on technical pedestal base frame via depth braces, making it depth-adjustable
  - Equipment installation on the 19" extrusion via T-slots and spring nuts, making it height-adjustable
- **Material**
    - Sheet steel 19" adapter plate and frame cover, powder-coated texture 19" extrusions, extruded aluminum, polished
  - **Finish**
    - Adapter plate, RAL9011 Graphite black
  - **Supply schedule**
    - 1 adapter plate
    - 1 frame cover
    - 2 depth braces
    - 2 19" extrusions
  - **How supplied**
    - Flat-packed kit
  - **Note**
    - Please order spring nuts and screws separately (see p.132)

W	H	D	HU		Order no.	UP
493	480	344	10	19" frame for D 1050 mm	01.329.100.9	1 unit
493	480	494	10	19" frame for D 1200 mm	01.329.105.9	1 unit



KON20032

**Dimensions in mm:** W = Width  
H = Height  
D = Depth  
h = Installation height  
d = Useful depth  
L = Length

**Conversion:** 1 inch = 25,4 mm

HU = Standard height unit, 1 HU = 44,45 mm  
19"= 482,6 mm, (ideal for 19" components in acc. with DIN 41494)  
UP = Unit of packaging  
Replace „x“ with the number of your color choice  
.1 = Light grey  
.5 = Beech

